

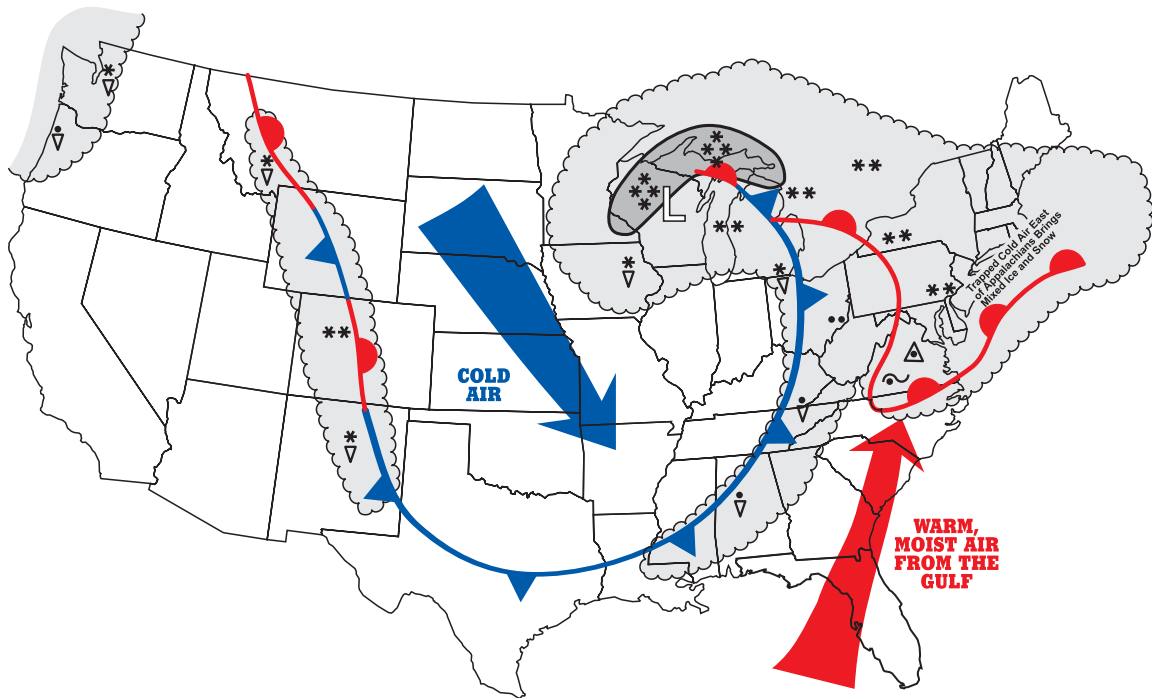
# HOW WINTER STORMS FORM

There are many ways for winter storms to form; however, all have three key components.

**COLD AIR:** For snow and ice to form, the temperature must be below freezing in the clouds and near the ground.

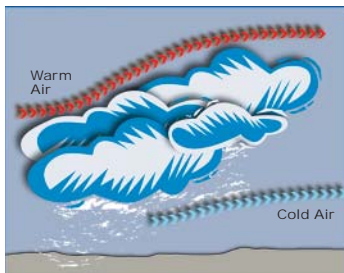
**MOISTURE:** Water evaporating from bodies of water, such as a large lake or the ocean, is an excellent source of moisture.

**LIFT:** Lift causes moisture to rise and form clouds and precipitation. An example of lift is warm air colliding with cold air and being forced to rise. Another example of lift is air flowing up a mountain side.

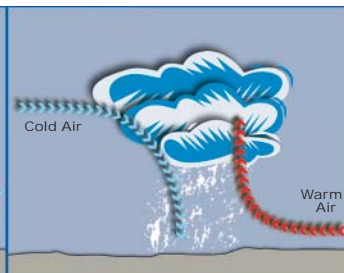


- |        |             |    |               |  |                  |
|--------|-------------|----|---------------|--|------------------|
| *<br>▽ | Snow Shower | ~  | Freezing Rain |  | Cold Front       |
| ▽      | Rain Shower | △  | Sleet         |  | Warm Front       |
| **     | Light Snow  | ** | Heavy Snow    |  | Stationary Front |
| ••     | Light Rain  |    |               |  |                  |

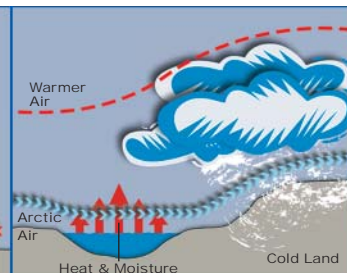
## Warm Front



## Cold Front



## Lake Effect



## Mountain Effect

