

**Department of
Public Safety
Performance Report
2013**

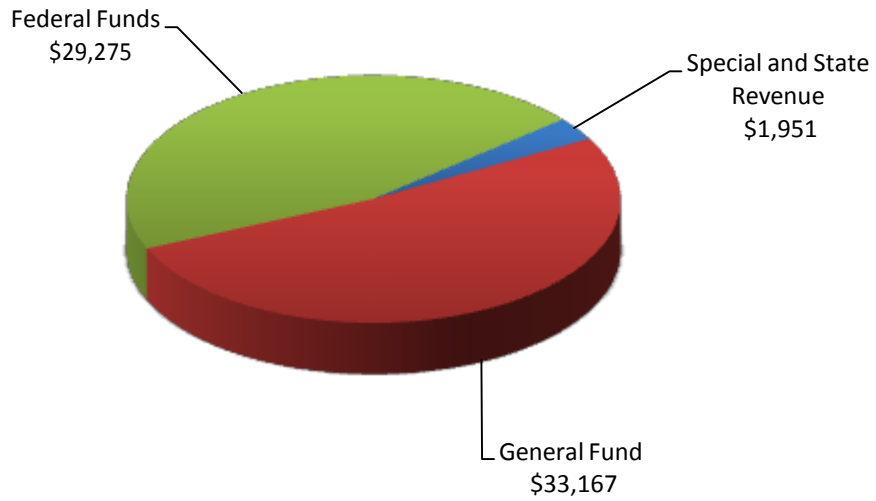
Office of Justice Programs

Mission:

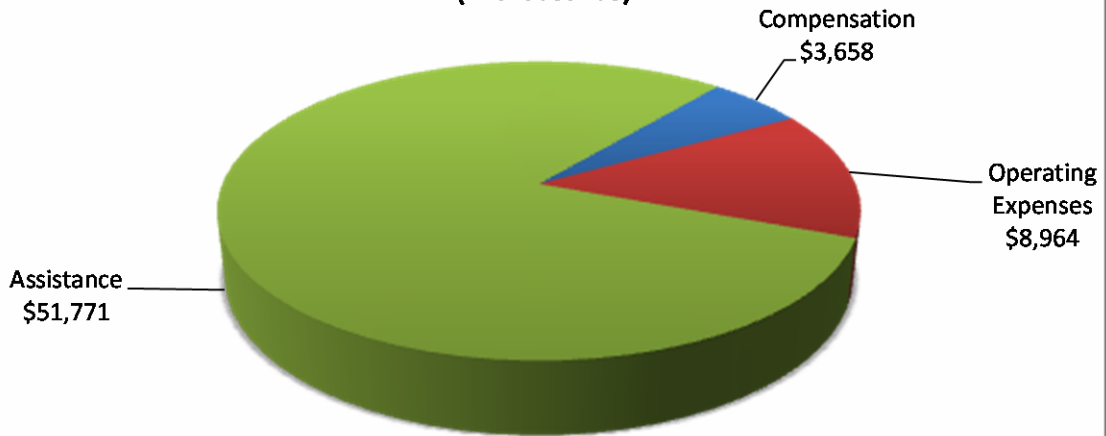
OJP provides leadership and resources to reduce crime in Minnesota, improve the functioning of the criminal justice system, and assist crime victims. Our goal is to provide resources to the local level more efficiently through simplified processes, user-friendly systems, and improved technology. OJP provides constituents quality training, technical assistance, and best practices information.

Budget Overview: In FY13, OJP managed a budget of \$64,393,000; 52% general fund appropriation, 45% federal funds and 3% special and state government special revenue.

OJP Budget – Source (in thousands)



OJP Budget – Expense Type (in thousands)



OJP Programs:

Crime Victim Reparations

During fiscal year 2012, the following results were reported by clients responding to the reparations claimant satisfaction survey.

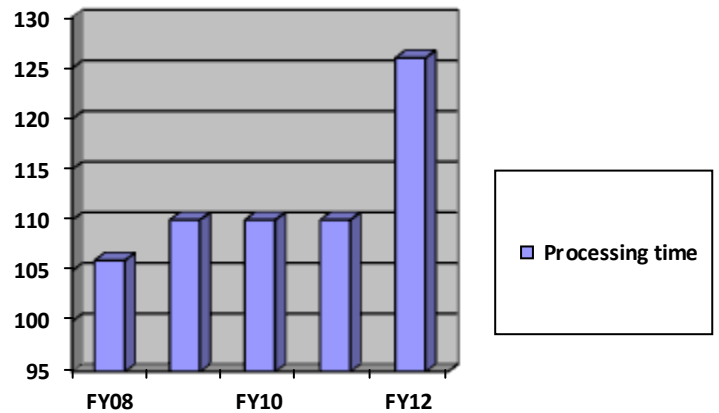
- 96% reported that it was easy to complete the application form
- 100% reported that it was easy to understand the claimant handbook
- 93% reported that it was easy to get in touch with a staff person who could help
- 99% reported that staff were able to answer their questions and provide information
- 100% reported that staff were polite, professional and understood their concerns
- 95% reported that they were satisfied with the benefits received
- 92% reported that benefits were paid in a timely manner
- 91% rated the services received as very good or good.

Resources saved or efficiencies achieved: The reparations program controlled costs by retaining the same medical coverage rate in fiscal year 2012. Also, the amount of restitution collected by the reparations program increased from 2011 to 2012.

Performance Measures:

Average Processing Time (date of application to award):

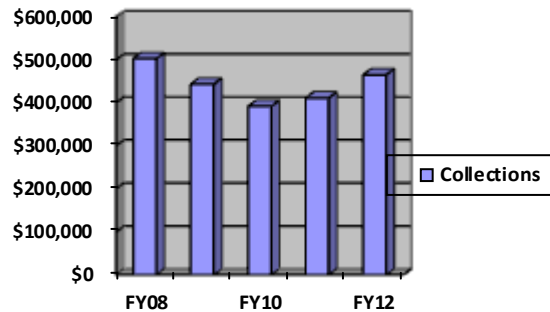
FY2012	126 Days
FY2011	110 Days
FY2010	110 Days
FY2009	106 Days
FY2008	106 Days



*FY12 processing time increase was partly due to a staffing vacancy and training lag that has since been remedied.

Amount of Restitution Collected Annually from Violent Offenders:

FY2012	\$464,850
FY2011	\$410,974
FY2010	\$381,798
FY2009	\$443,198
FY2008	\$502,570



Crime Victim Justice Unit

Formerly the Office of Crime Victim Ombudsman, the CVJU provides information and referral to crime victims, assistance in navigating the criminal justice system, and investigation of statutory crime victim rights violations and victim mistreatment. The complaints most frequently submitted from victims are: an inadequate investigation by law enforcement; a prosecutor not providing a statutorily-required notice; and an inappropriate charging decision by the prosecutor (including failure to charge, insufficient severity of charges, and the dismissal of charges against an offender).

In addition to their investigatory responsibilities, the CVJU also provides training to advocates and criminal justice professionals on crime victim rights, and provides oversight of the Victim Information and Notification Everyday (VINE) service, a statewide automated victim notification system that alerts victims and others of an offender’s release from custody.

Performance Measures:

Over the past five years, the CVJU has handled on average over 1500 calls per year from victims, criminal justice professionals, and members of the public; opened an average of 37 formal cases per year; and has provided informal assistance to dozens more.

Over the past five years, the VINE service has averaged over 5300 release notifications per year, with consistently increasing usage of the service since its inception in 2001.

Over the past two years, CVJU staff members have participated in over 30 presentations and trainings. The CVJU is required to submit a report to the Legislature every two years (most recently in January 2013 for the 2011-2012 biennium). The report is available upon request.

Crime Victim Liaison to Department of Corrections

OJP provides funding to the Department of Corrections (DOC) to carry out crime victim activities required under the Minnesota Community Notification Law. Victim input is required at each End of Confinement Review hearing.

Performance Measures:

End of Confinement Reviews

<i>FY2012</i>	<i>915</i>
<i>FY2011</i>	<i>900</i>
<i>FY2010</i>	<i>829</i>
<i>FY2009</i>	<i>809</i>

Training, Research and Communications (TRaC)

In 2011, TRaC implemented a new protocol to streamline how training is tracked and monitored, while also identifying trends and different training methods. This new approach allows TRaC to better meet the needs of constituents, while still providing high quality programming in an economically efficient manner. Constituents can access training programs online, via webinar and audio-conferencing, and in-person.

Each year over 200 people attend individual training courses. In 2012, 33 persons graduated from the Minnesota Victim Assistance Academy and in 2013, 355 persons attended the annual crime victim conference, a record high.

The team conducts evaluations of all activities and has used the qualitative and quantitative data to improve course offerings. TRaC will be conducting a comprehensive training and communications needs assessment in the coming year to determine the optimal role for OJP in the training arena.

Attendee feedback on the Conference on Crime and Victimization: Attendees Strongly Agree / Agree

Conf. met expectations Attendees gained new skills Workshops were relevant

2013	94%	89%	97%
2012	97.3%	91.2%	96.7%

Attendee Feedback- Minnesota Victim Assistance Academy (average on 5pt. scale)

	Overall Quality	Trainer/Mentor Quality	Training Manual
2012	4.73	4.9	4.6
2010:	4.8	4.9	4.8
2009:	4.7	5.0	4.8
2008:	4.8	4.8	4.6

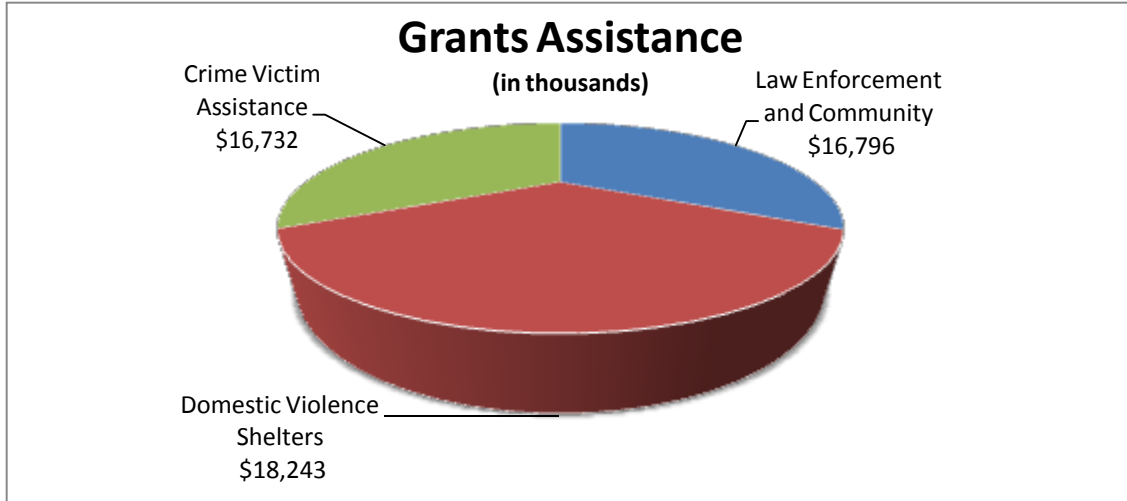
Over FY 2012 and 2013, The Minnesota Statistical Analysis Center (SAC) completed a variety of projects and participated in many task forces and working groups. Completed projects include:

- Creating a statewide, victim-centered, trauma informed response to sex exploited juveniles called No Wrong Door: A Comprehensive Approach to Providing Safe Harbor to Minnesota’s Sexually Exploited Youth
- Completing the 5th Statewide Human Trafficking Task Force
- Finishing a three-year evaluation of The Minnesota Youth Intervention Program
- A comprehensive examination of On the Level: Disproportionate Minority Contact in the Minnesota’s Juvenile Justice System
- Federal reports were completed and submitted that examine Minnesota’s compliance with the JJDPa and the extent of disproportionate minority contact with the justice system.

SAC staff also actively participated on numerous task forces including the Statewide Human Trafficking Task Force, Minnesota Youth Funders Network Learning Labs, the Juvenile Justice Advisory Committee, and the Department of Human Services Adverse Childhood Experiences Workgroup. Trainings on myriad topics were provided to the Humphrey Institute, University of Minnesota School of Social Work, the Minnesota Legislature, other state agencies, and non-governmental agencies around the state.

Grants for Assistance

In fiscal year 2013, OJP budgeted \$51,771,000 in state and federal dollars to support activities in three major areas:



Performance Measures

Fiscal Year	Federal Awards Received	Timely Federal Reports Submitted	Federal Audits/No Findings	Juvenile Facility Inspections
2013	12	46	0	45
2012	11	46	0	28
2011	12	34	2	39
2010	20	35	5	44

Fiscal Year	Grants & Amendments Processed	Grantee Site Visits Completed	Financial Desk Reviews Completed	Progress/Financial Reports Reviewed w/in 30 days	Technical Assistance Contacts
2013	465/69	394	89	3967	4127
2012	717/54	194	99	4358	2763
2011	486/150	394	138	1844	2,763
2010	560/165	204	134	1900	2,661

State Fire Marshal

Mission

The mission of the State Fire Marshal division (SFM) is to protect lives and property by fostering a fire safe environment through investigation, enforcement, regulation, emergency response, data collection and public education.

Background

The Office of State Fire Marshal was created in 1905 and charged with the responsibility of investigating the “origin, cause and circumstances” of fires, and maintaining fire incident reports submitted by local fire departments. Division responsibilities have since increased to include the development and adoption of the Minnesota State Fire Code, fire safety inspections, public fire safety education, data analysis, and licensing and certification programs.

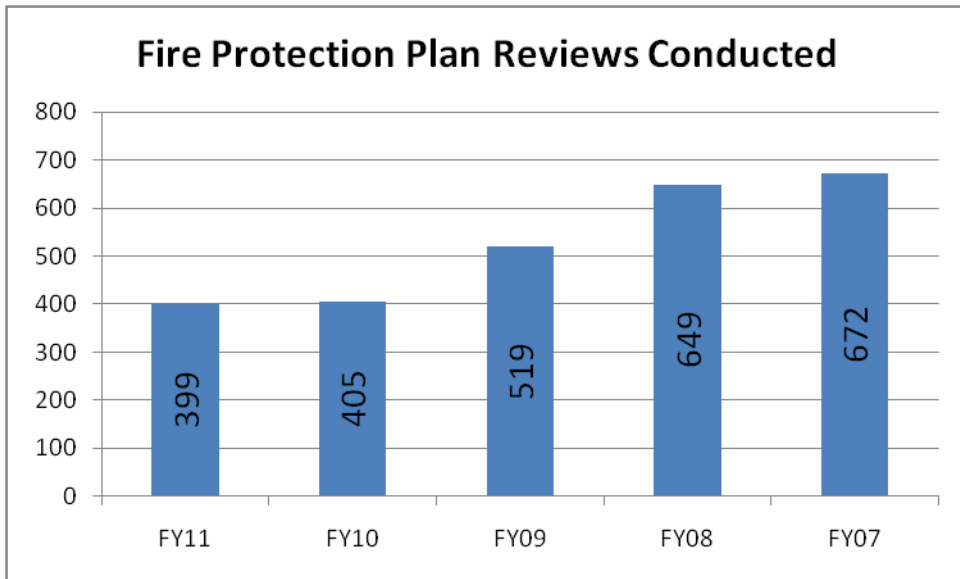
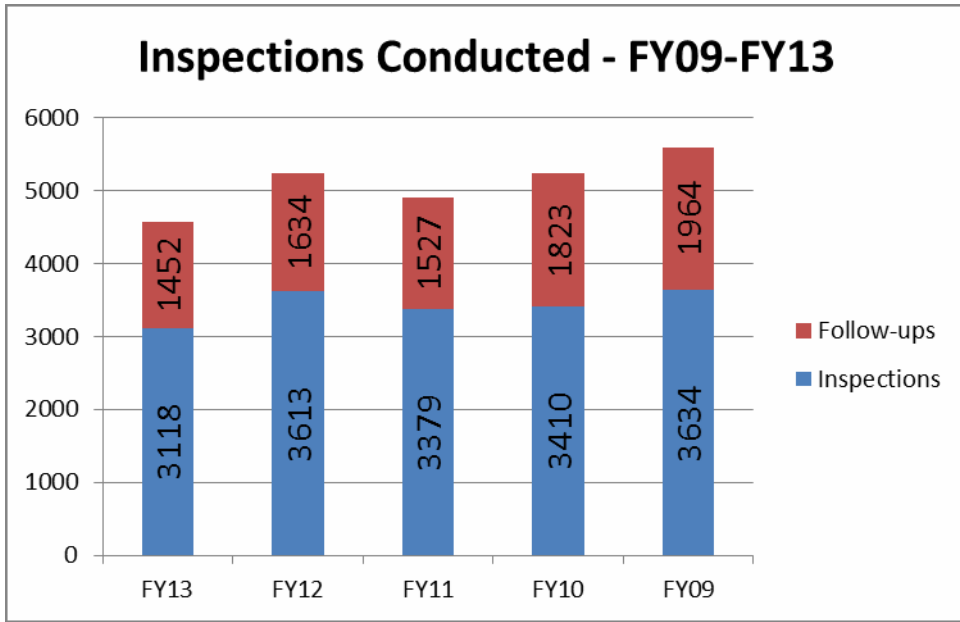
Programs & Services

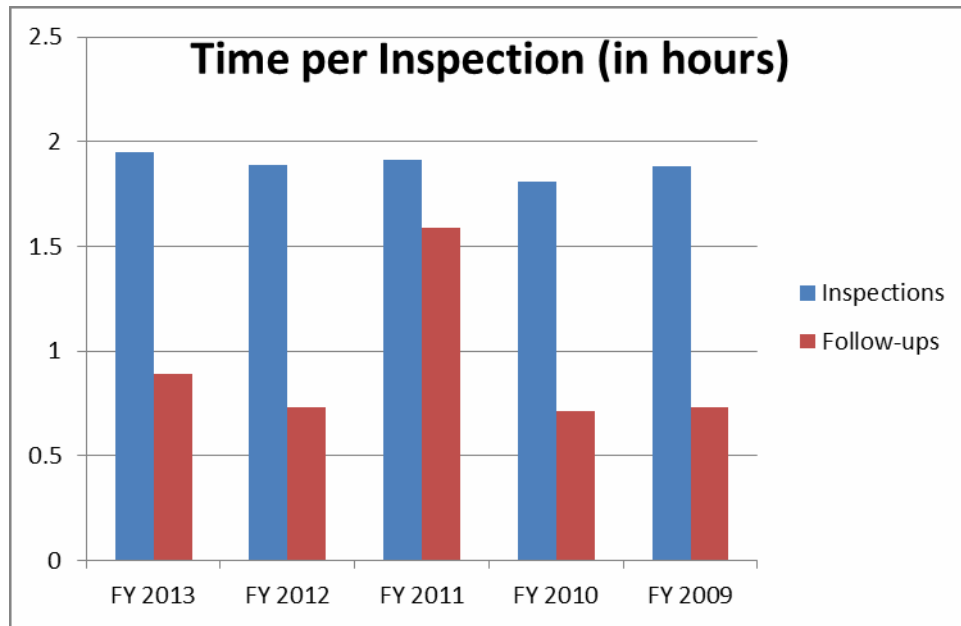
Code Compliance:

The State Fire Marshal Division develops and enforces the State Fire Code, which is applicable throughout the state. The division also adopts and enforces various national fire standards as part of the State Fire Code. Staff is responsible for inspections of hotels, motels, resorts, daycare facilities, schools, hospitals, nursing homes, group homes, foster care facilities, correctional facilities and other places of assembly. Staff is also responsible for plan review and inspections of fire sprinkler systems in certain buildings.

Performance Measures:

- Number of fire inspections conducted (initial inspections and follow-up inspections)
- Number of follow-up inspections conducted





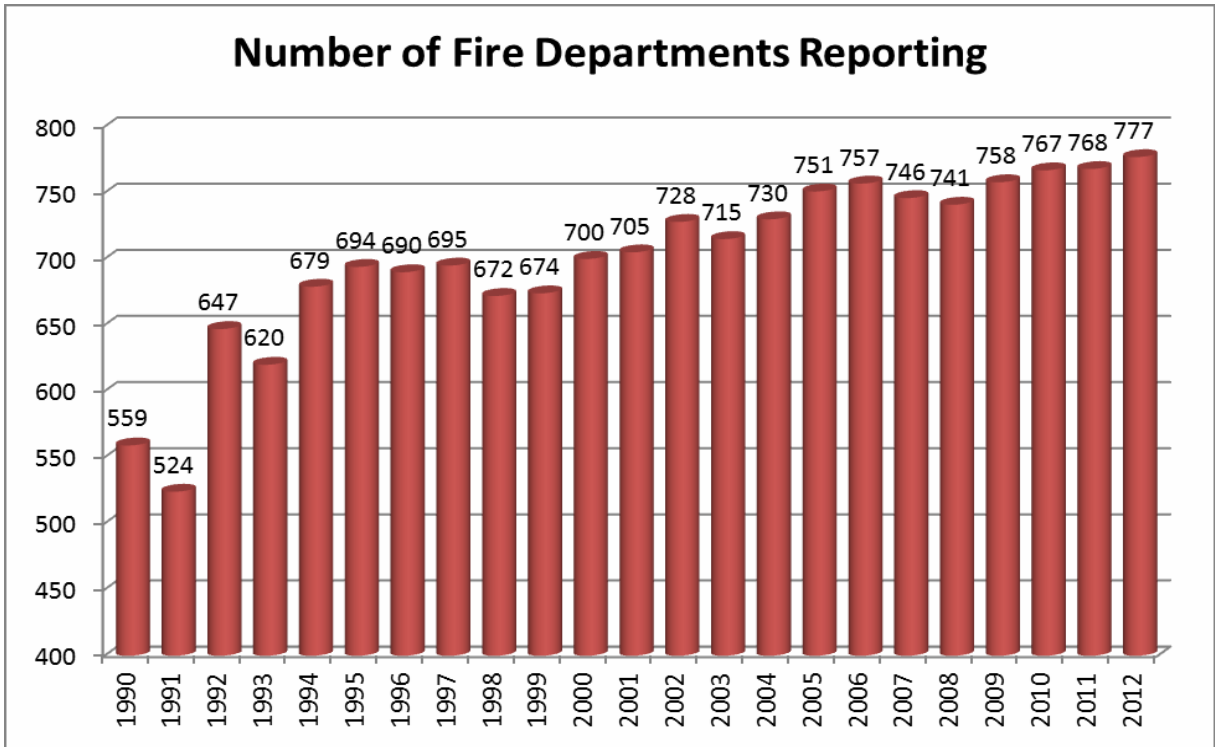
Data Collection:

The State Fire Marshal Division collects data from the state’s 785 fire departments and transfers this data to the national system. This data is used to determine the fire problem in Minnesota, as well as answer frequent questions from the Legislature and media about fire safety and trends. On January 1, 2009 a new on-line version of the fire reporting system (MFIRS) was started. This system, which is available at no charge to all Minnesota fire departments, also allows them to analyze their incidents to tailor appropriate fire prevention campaigns.

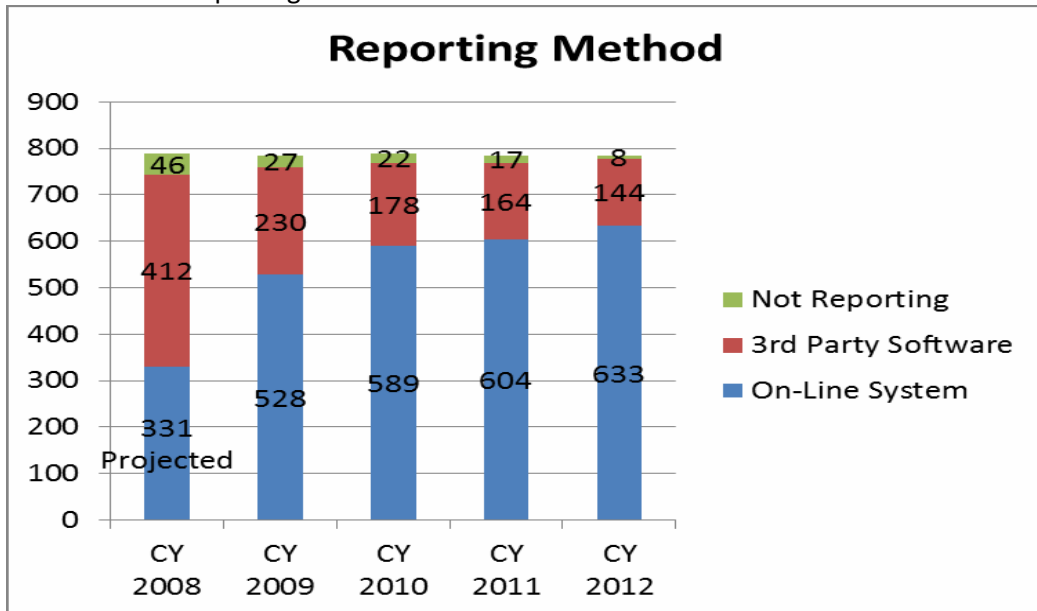
Performance Measures:

- Total number of fire departments reporting to SFM
- Number of fire departments using SFM on-line MFIRS
- Number of fire departments submitting electronic MFIRS

The total number of fire departments reporting their fire incident data to the State Fire Marshal continues to grow; the following shows the number of Minnesota’s 785 fire departments that report their incidents using the state-provided system or third-party software.



- Method of Reporting



Education & Training:

The State Fire Marshal division provides training to local fire and building officials on the State Fire Code, fire investigation techniques, efficient and proven methods of conducting an inspection, and special code requirements for certain types of occupancies. Education is provided to the general public through various fire safety education programs. The division is a resource for local fire departments on fire safety programs

and is a conduit to connect public educators around the state for shared fire safety campaigns.

Performance Measures:

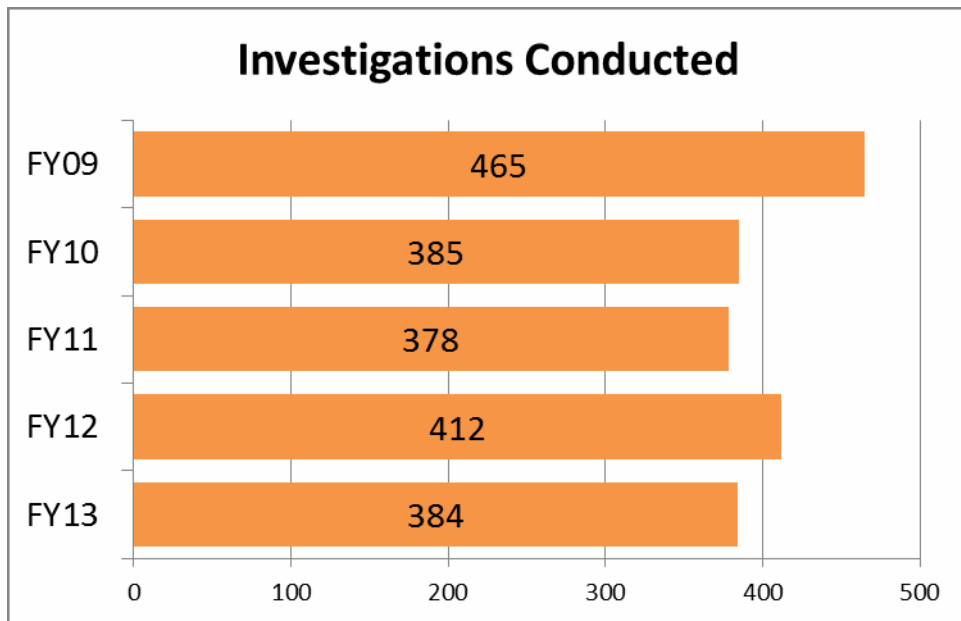
- Hours of fire investigation training given
- Hours of fire code training given
- Number of contacts made providing public fire safety education materials
- Number of hours of fire sprinkler inspection training given

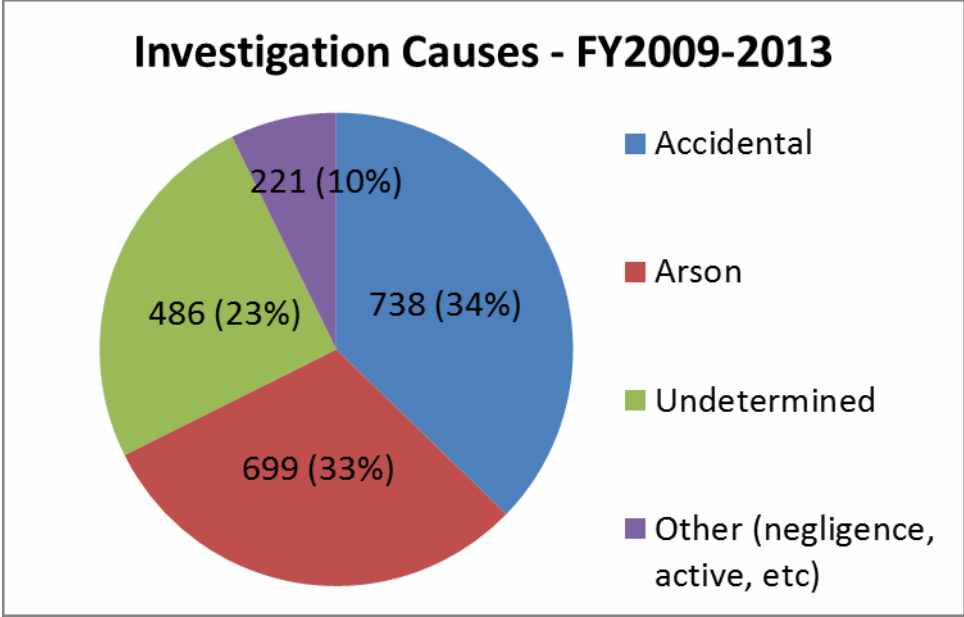
Incident Investigations:

The State Fire Marshal Division conducts fire investigations anywhere in the state when requested by local officials. Division investigators are typically requested for fatal fires, serious injury fires, arson fires, explosions, large dollar-loss fires, and any other time that local resources cannot meet the need. Division investigators work with county-wide and region-wide fire investigation teams, as well as other state and federal agencies.

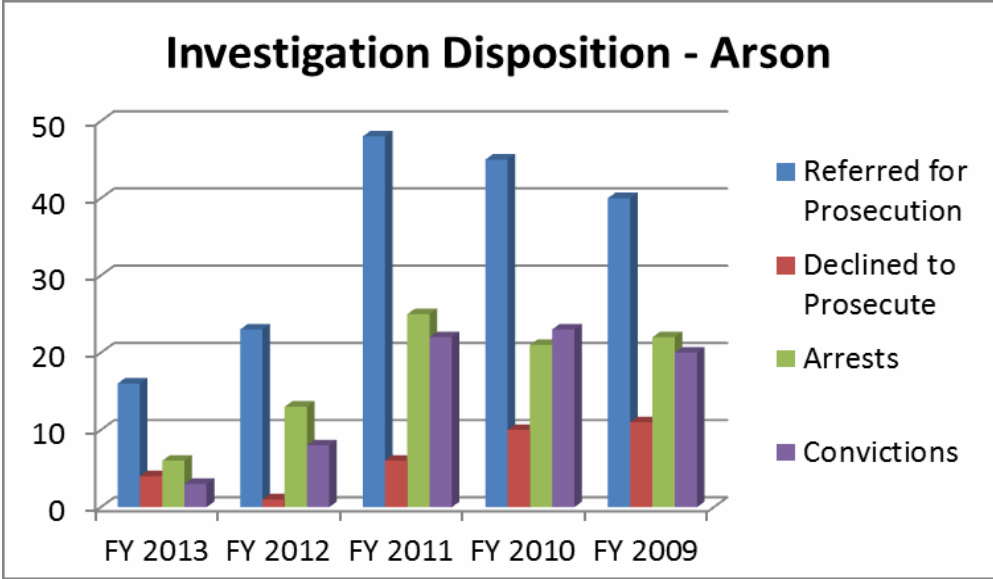
Performance Measures:

- Number and type (arson, accidental, undetermined) of fires investigated
- Cases forwarded to prosecutors
- Arrests and convictions





Successful case development and prosecution of arson cases often takes time. Please refer to the following graph; as cases mature, the number of cases prosecuted and the number of arrests and convictions tend to increase.



Fire Safety Account revenues and expenditures – For a complete report on this account see <https://dps.mn.gov/divisions/co/programs/fire-service-advisory-committee/Pages/default.aspx>

ALCOHOL AND GAMBLING ENFORCEMENT

Mission:

The mission of the Division of Alcohol and Gambling Enforcement (AGED) is to maintain the integrity of legalized gambling, detect and vigorously pursue illegal forms of gambling, enforce the state's liquor laws, and monitor the State-Tribal gaming compacts.

Overview:

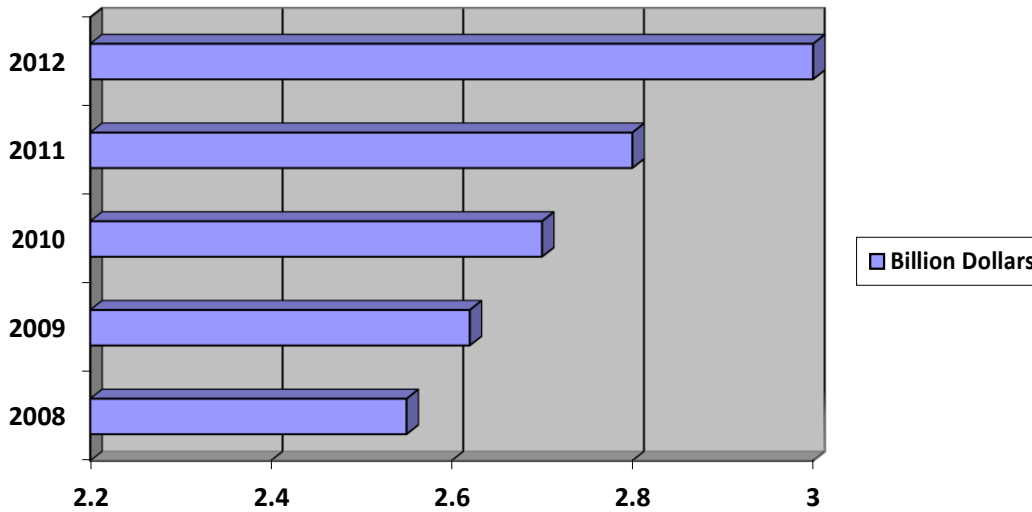
To accomplish this mission and achieve its goals of providing public safety, AGED maintains stability and integrity in the alcohol beverage and gaming industries through management of licensing, education and consistent regulation and enforcement. AGED issues licenses and regulates alcohol and gambling device manufacturers and distributors and serves as the state's central record source for these types of licenses, ensuring availability of these important records to related agencies and the public. AGED also provides assistance and training to businesses and local units of government and law enforcement agencies.

The division's gambling enforcement is relied upon by the state's other regulatory gaming agencies to conduct criminal record checks and in-depth background investigations and criminal investigations on behalf of: the Gambling Control Board (relating to lawful gambling i.e. pull-tabs, electronic pull-tabs, bingo, raffles, paddle wheels and tip boards), the State Lottery and the Minnesota Racing Commission (pari-mutuel horse racing and their card rooms). Additionally, AGED special agents investigate complaints and enforce laws pertaining to illegal gambling activities such as sports betting, and other non-regulated games of chance. Under the terms of the state-tribal gaming compacts, AGED is responsible for compliance oversight of the 18 tribal casinos in the state. AGED monitors and conducts inspections of Class III gaming, (video games of chance and blackjack), internal tribal gaming audits, and conducts criminal history record checks and audits on employees in casino gaming related positions.

AGED's staff of 19 FTEs includes 5 sworn field agents and 2.5 field liquor agents. AGED's staff initiates enforcement actions; licenses and regulates alcohol retailers, wholesalers and manufacturers; licenses and regulates gambling device manufacturers and distributors; monitors and inspects class III gaming in the state's 18 tribal casinos; serves as a public information resource; investigates, resolves and mediates liquor and gambling complaints and provides forums for discussion and resolution of liquor and gambling issues as authorized by M.S. Chapters 340A and 299L, respectively.

Alcohol Enforcement and Liquor Control

Minnesota Alcohol Sales
(Source: MN Revenue Dept.)



Under Chapter 340A, the AGED is the state’s regulatory agency of the alcohol beverage industry within Minnesota and as such AGED works closely with its licensees and the liquor industry to ensure compliance with all state laws and regulations through licensing, server education training, pre-license inspections, on-site visits, and civil or criminal enforcement actions where necessary.

Due to the growth of the alcohol industry, AGEDs pre-license site inspections have increased 43% while investigations have increased 30%. However, civil penalties and revenue generated from those penalties has declined due in part to AGED’s on-going enforcement and education efforts and our close working relationship with the alcohol industry.

Enforcement/Compliance

Activity	FY’08	FY’09	FY’10	FY’11	FY’12
Investigations	1,036	1,047	1,075	1,007	1,312
Site Inspections	448	442	479	435	765

Civil penalties	73	57	86	75	44
Revenue from civil penalties	\$33,800	\$17,000	\$20,000	\$29,100	\$16,750

Alcohol Training and Education Classes

AGED received funding in the form of annual grant from the National Highway Traffic Safety Association (NHTSA) to fund a Law Enforcement Liaison Officer position. In FY'12 the liaison officer conducted 20 train-the-trainer alcohol awareness training classes that resulted in 150 regional trainers. The liaison officer sets the curriculum, and develops and provides regional trainers training tools focusing on preventing underage consumption, properly identifying patrons and preventing over service of alcohol.

Regulation of Commerce

The alcohol beverage industry in Minnesota enjoys billions of dollars in sales, providing hundreds of millions of dollars in sales and excise tax revenues to the state. The division, through its enforcement actions, significantly contributes to the collection of unpaid liquor excise tax. In recent years, through greater awareness and enforcement efforts, liquor license tax compliance has improved and as a result tax delinquencies have declined.

Unpaid Liquor Excise Taxes Collected

FY'08	FY'09	FY'10	FY'11	FY'12
\$11,945,895	\$13,000,000	\$18,084,117	\$11,935,770	\$9,353,760

The Tier System and Licensing Activity

Minnesota, like all states, utilizes a three-tier system of alcohol regulation by which alcoholic beverages move in an orderly sanctioned series of transactions from the manufacturer to a licensed distributor at the state level and then on to a licensed retailer, such as a bar, restaurant or store. The three-tier system requires separation of producers from retailers to avoid market manipulation and pressure to increase alcohol sales regardless of the social consequences. Regulation of the three-tier system also promotes proper collection of excise and sales taxes on liquor. History has demonstrated crime, unscrupulous sales tactics, and anti-competitive business arrangements dominate this industry absent this structure of commerce within the alcohol beverage industry.

AGED is responsible for the certification, approval, issuance and regulation of approximately 24,000 retail, wholesale, and manufacturing licenses and permits. In

addition to licensing, AGED registers and monitors approximately 70,000 alcohol brand label registrations as each brand of alcohol beverage that is imported into or sold within the state requires label registration with the state. AGED assures that alcohol beverages are promoted reasonably and responsibly by reviewing liquor advertising to ensure that such ads do not contain false or misleading statements. Through these activities AGED maintains public safety and integrity of the three-tier system while retaining a viable alcohol distribution system for the industry and citizenry.

Activity	FY'08	FY'09	FY'10	FY'11	FY'12
# of licenses	20,618	22,212	21,314	21,906	24,000
License Revenue	\$2,275,047	\$2,394,247	\$2,467,000	\$2,658,783	\$2,735,239
Industry inquiries & Advertising reviews	1024	992	932	1,015	1,481

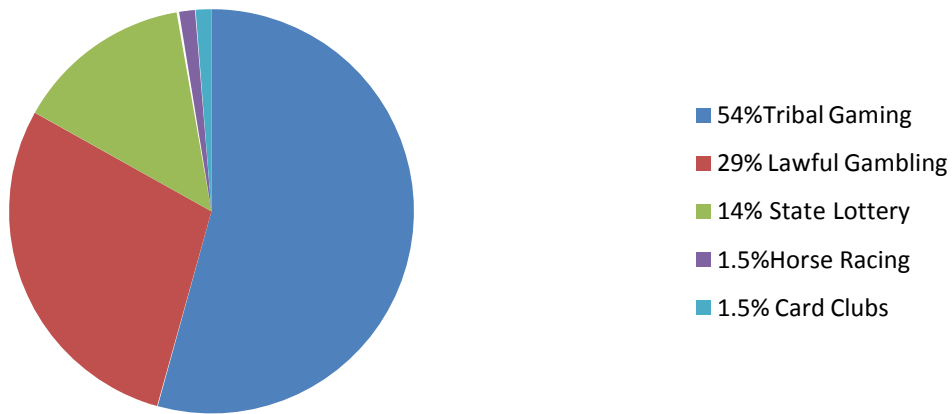
Gambling Enforcement/Regulation

AGED provides investigative and enforcement services on gambling-related matters to local governments, the Gambling Control Board (GCB), the Minnesota Racing Commission (MRC) and their card rooms, the State Lottery, and to the eleven tribal governments who own and operate 18 tribal casinos. The gambling industry and its estimated 3.7 billion dollar revenue is a significant part of Minnesota's economy.

State Lottery (FY'12) (Approx. 3,100 sites)	Gambling Control Board (FY'12) (2,776 permanent sites)	Horse Racing/Card Rooms x 2 sites (CY 12)	Tribal Casinos (18 tribal casinos)
\$520 million* in lottery related sales, i.e. drawing tickets & instant scratch-off tickets Sales increased \$15.6M from FY'11.	\$1,062 billion* in lawful gambling sales, i.e. pull-tabs, bingo, raffles, paddlewheels, tip tickets. Sales increased \$72M over FY'11	\$54* million in Pari-mutuel wagering; \$48* million in Card Club revenue. Both sites offer live/seasonal horse races along with year around simulcast racing & 24/7 card clubs	\$2 billion estimated in annual wagering. (exact figures unavailable)

(* As reported in their annual reports)

Minnesota's 3.7 Billion Dollar Gambling Industry



Gambling Enforcement Efforts

Under Chapter 299L, the AGED is the primary state agency with authority to investigate criminal matters related to violations of the state's gambling laws. In addition to providing law enforcement support to the other state gaming regulatory agencies, the AGED also provides law enforcement support and expertise to city and county law enforcement agencies throughout Minnesota as well as assistance to gambling agencies in other states.

Criminal Investigations: lawful/ illegal gambling & assists to other agencies.
(Excludes Background Investigations & Tribal Casino cases)

2008	2009	2010	2011	2012
286	263	255	208	223

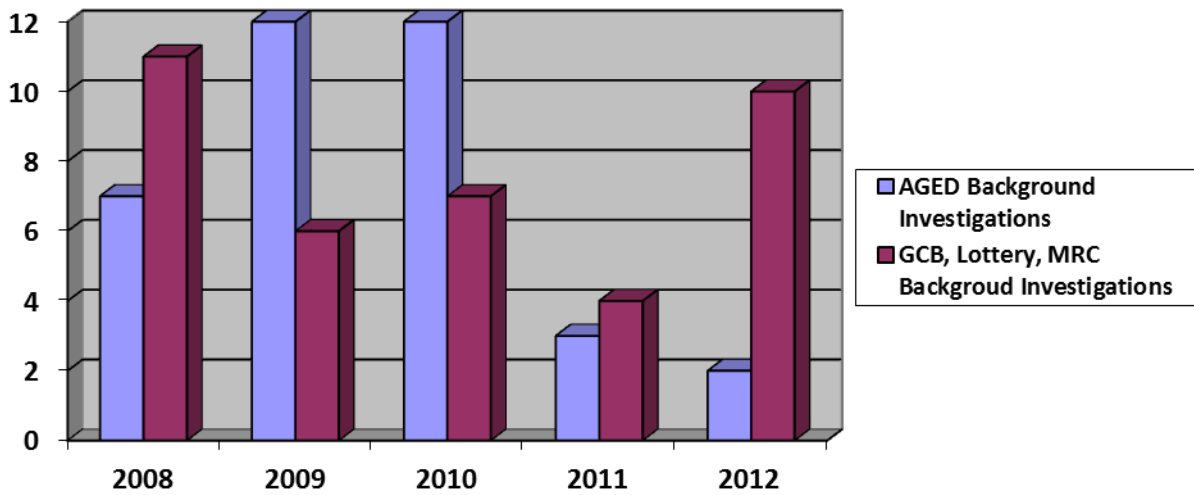
Gambling Regulation

Chapter 299L also grants AGED regulatory authority for the issuance of state gambling device licenses and oversight of state-licensed manufacturers and distributors of gambling devices¹. In 2012 there were 27 gambling device manufacturers and/or distributors licensed by AGED to conduct business in Minnesota. While state statutes allow licensed gambling device distributors to sell gambling devices to the public strictly for personal use in their private dwelling, the majority of gambling device sales within the state are to the 18 tribal casinos. Gambling device

¹ Common gambling devices include slot machines, video poker machines, craps, and roulette. Electronic pull-tabs by statute are defined as gambling equipment.

manufacturers and distributors licenses are required to be renewed annually. In connection with these licenses, AGED conducts comprehensive background investigations of license applicants and monitors the shipments of gambling devices going in and out of the state.

Chapter 299L authorizes the AGED to conduct gaming license/vendor background investigations, record checks and inspections of gaming facilities on behalf of the State Lottery, Gambling Control Board and the Minnesota Racing Commission. AGED conducts on an annual basis over 20,000 criminal history record checks for these other state agencies and the 18 tribal casinos.



Tribal Gaming

Under the State-Tribal Compacts with the state’s eleven Native American tribes and their eighteen tribal casinos, AGED is the primary government agency with authority to monitor and conduct inspections of Class III gaming within the casinos, (i.e. video games of chance and blackjack card games). AGED also reviews internal tribal gaming audits and conducts criminal record checks and in-depth background investigations on persons seeking and maintaining employment in casino positions.

In 2012, there were an estimated 21,900 video games of chance and 300 blackjack gaming tables in the 18 tribal owned casinos in Minnesota.

Tribal Gaming Activity	2008	2009	2010	2011	2012
Citizen Complaints	5	4	5	5	1
Slot Machine Inspections	79	49	11	0	3,513*
Blackjack Inspections	0	0	29	0	28
Financial Audit Reviews	0	0	0	0	10
Upper Management Background Investigations	0	3	0	3	3

*Includes on-site inspections and review of individual machines payout % using slot management reports

APPENDIX

FTE and salary data for the Homeland Security and Emergency Management, Bureau of Criminal Apprehension, State Fire Marshal, Alcohol and Gambling Enforcement, Office of Justice Programs, and Emergency Communication Networks divisions of the Department of Public Safety. As of July 1, 2013.

Homeland Security & Emergency Management

Division	Budget Activity	Staff	Salaries
	Emergency MGMT Performance		
HSEM	Grt	69.5	4,499,560
HSEM	Nuclear Plant Preparedness	11.6	755,078
HSEM	Community Right to Know Act	3.4	205,836
	TOTAL HSEM	84.5	\$5,560,474

Bureau of Criminal Apprehension

Division	Budget Activity	Staff	Salaries
BCA	Forensic Science Services	125	9,275,680
BCA	MN Justice Information Service	145	11,051,581
BCA	Investigations	119	8,862,190
BCA	Police Training & Development	4	284,994
BCA	Criminal Apprehension Support	19	1,219,919
	TOTAL BCA	412	\$30,694,364

State Fire Marshal

Division	Budget Activity	Staff	Salaries
FM	Fire Prev., Protection & Invest.	52.2	\$4,118,899

Alcohol & Gambling Enforcement

Division	Budget Activity	Staff	Salaries
AGE	Gambling Enforcement	8.2	868,156
AGE	Alcohol Enforcement	11.7	675,579
	TOTAL AGE	19.9	\$1,543,735

Office of Justice Programs

Division	Budget Activity	Staff	Salaries
OJP	Office of Justice Programs	42	\$3,004,705

Emergency Communication Networks

Division	Budget Activity	Staff	Salaries
ECN	Emergency Communication Networks	13	\$719,246